



Hofner

Guitars & Bases
- since 1887 -


Congratulations

on the purchase of your new Höfner guitar

Please take a few minutes to read this booklet and acquaint yourself with the information regarding care and maintenance.

Contents

Company History	4
Guitar Components	6
Design and Construction: Guitar	7
Bass Components	8
Design and Construction: Bass	9
Control Panel	10
Care and Maintenance	11
Warranty	15



Company founder:
Karl Höfner

Golden Hofner (1960)

Höfner

Guitars & Bases

– since 1887 – 3

Our History

Master violin maker Karl Höfner founded his own stringed and fretted instrument company in Germany in 1887.

With a reputation for quality, craftsmanship and innovation Höfner soon became the largest manufacturer in Germany. Seeing the potential of a growing market acoustic and classical guitars were introduced in 1925. Karl Höfner was joined at the company by his sons, Josef and Walter and during the 50's the company grew and re-located to the Erlangen District introducing a new range of cello or archtop acoustic guitars. Some of the first electro-acoustic jazz guitars with floating pickups were produced during this time. Soon after in 1954 the first Höfner electric guitars with built in pickups were introduced. These 'Club' guitars looked solid but were in fact hollow and followed the design of the archtop models, the first 'solid' electric guitars were launched in Germany in 1956 and evolved

through a series of designs including single cutaway, twin cutaway and offset body styles with one, two or three pickups and many introduced early tremolo systems and complex tone shaping controls & electric circuits.

During this time of innovation and change of the music scene in America and Europe Höfner produced some of its most creative guitars including the Senator, President, Verythin, Committee and Golden Hofner. These guitars found fame in the hands of many top European guitarists and helped form the sound of European Rock'n'Roll and Beat Group music.

In 1956 at the Frankfurt Music Fair Walter Höfner introduced an electrically amplified semi-acoustic bass guitar and over the years the design of this bass has changed very little. Picked up in Hamburg by Paul McCartney in 1961 the violin

bass is perhaps the most iconic of all Höfner's guitars, a bass that continues to be as popular now as in the 60's, a model that is still in production and is one of a very select group of guitars which have never been out of production and can trace a direct line back to the 50's.

The Höfner story does not stop in the 60's however, during the 70's and 80's Höfner continued to be one of the largest manufacturers of stringed instruments in Germany and it's classical and acoustic ranges were developed and continued to be the equal of any other guitar brand available.

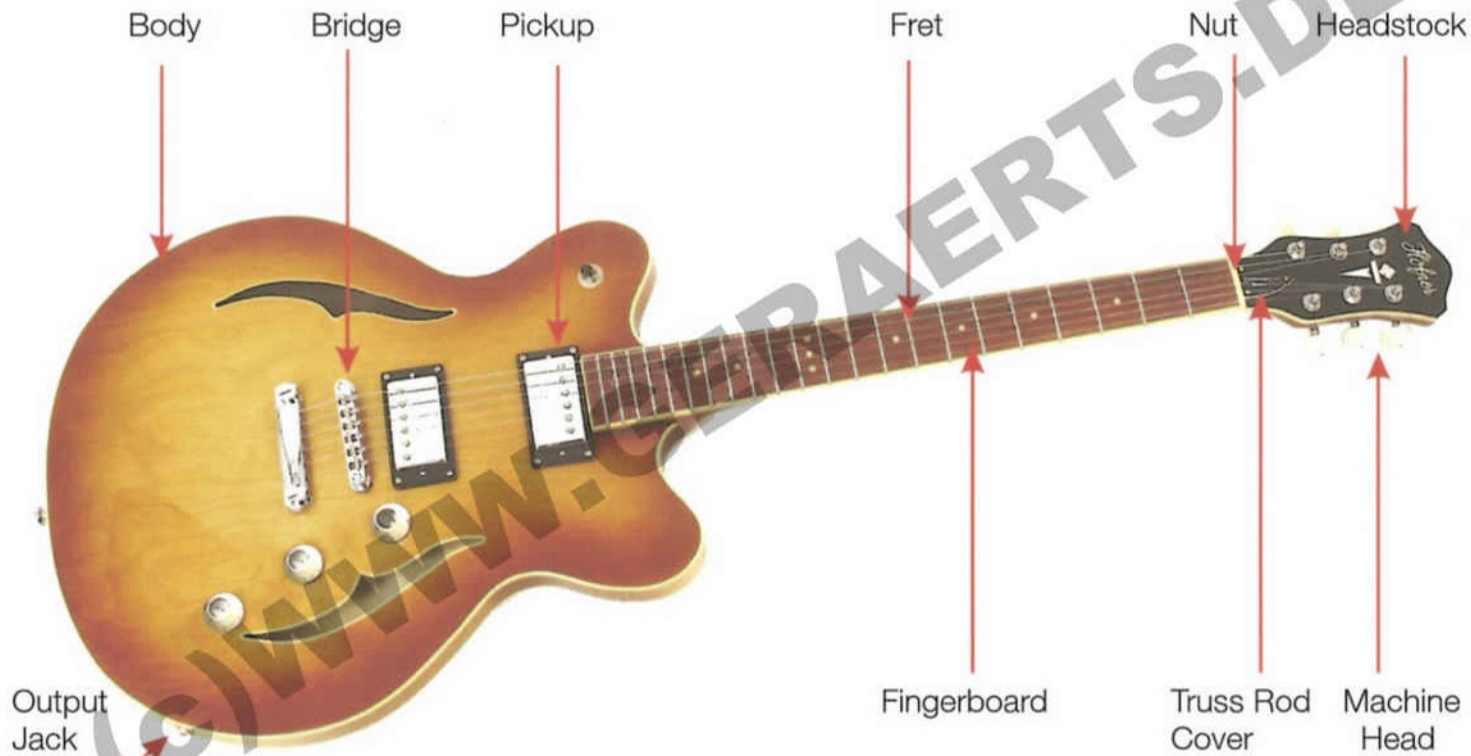
The electric guitar range also continued to be produced and the Galaxie and Colorama models were still to be seen in the hands of many guitar heroes. New jazz and semi-acoustic models were introduced during this period and helped push

forward the construction qualities and sound innovations for European made guitars. Indeed many of these models, the Nightingale for example, have influenced the current range of jazz and electric guitars crafted by Höfner today.

After changes of ownership during the 90's the company is now once again family owned, at the leading edge of European guitar design and innovation and is still the largest manufacturer of stringed instruments in Germany.

The new range of Höfner guitars and basses draws from all the history and tradition of the Höfner company and combines modern cutting edge design and technology with a love of craftsmanship and a desire to make the best possible instruments available today.

Verythin



Design & Construction: Guitar

Body: All Höfner guitars have a traditional body design to give a warm smooth sound. The tops are constructed from selected German spruce or flamed maple. Back and sides are crafted from selected European flamed maple. The Verythin range and the Leader series have a hand-carved solid centre block to aid sustain and eliminate feedback.

Neck: The necks are hand-crafted from European hard rock maple. Scale length is 25 1/4" (64.3cm) with a 1 3/4" (44mm) nut width. All Höfner frets are made in Germany from extra durable alloy.

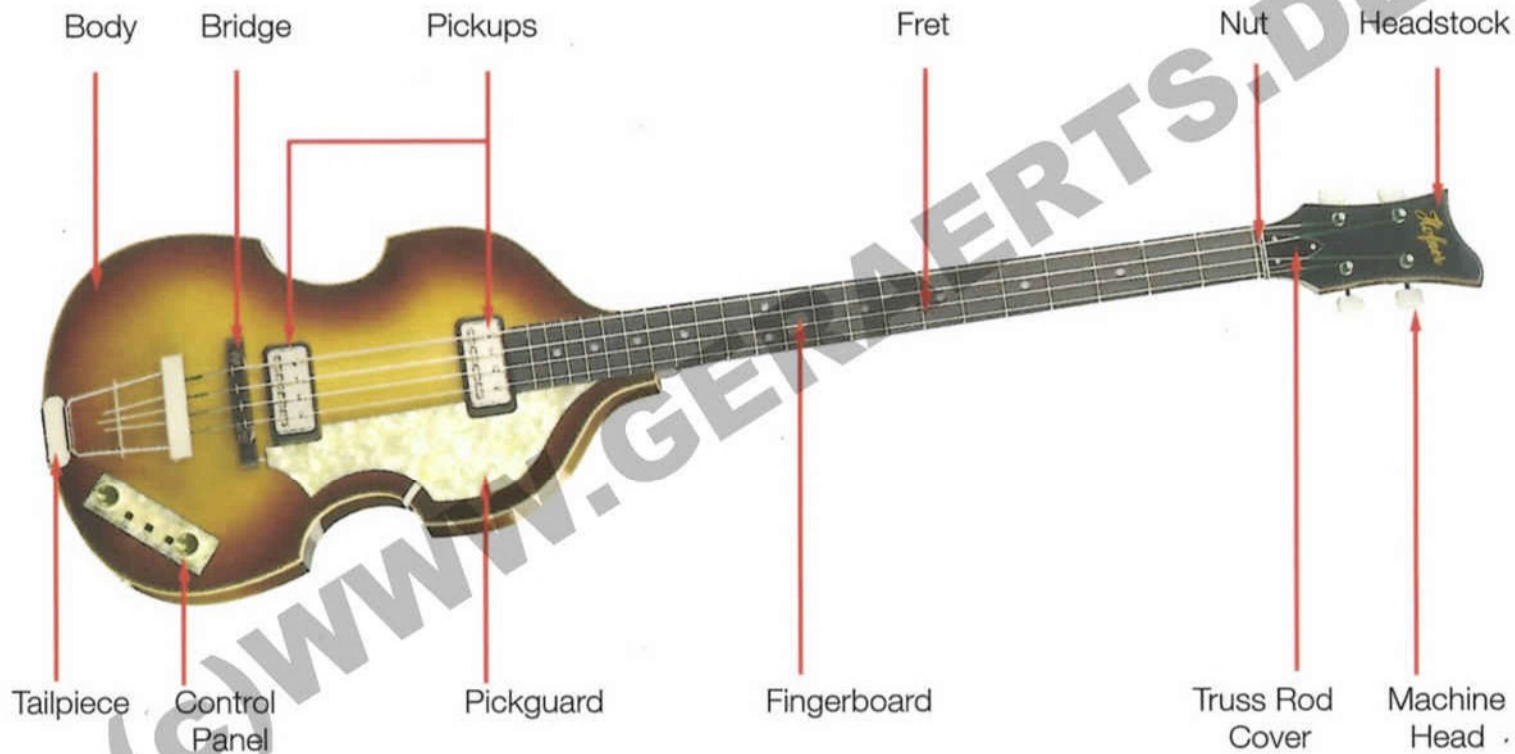
Fingerboard: Ebony is used for the fingerboards of the Leader series, walnut for all Green Line instruments and all other models employ rosewood fingerboards.

Controls: All Höfner guitars have volume and tone controls with a 3-way switch where required for pickup switching.

Pickups: With the exception of the Leader series with a P90 pickup at the neck position, all Höfner guitar pickups are humbuckers designed to cancel out hum and background interference.

Bridge: The Höfner guitars use quality bridges with adjustable bridge saddles for perfect intonation.

H500/1-62



Design & Construction: Bass

Body: All Höfner bass guitars have the traditional body design which gives a distinctive deep, warm woody sound. The arched tops are constructed from selected German spruce, the back and sides from selected European maple.

Neck: The necks are hand-crafted from maple or have a maple-beech-maple design. Scale length is 30" (76cm) with a 1 5/8" (42mm) nut width. All Höfner frets are made in Germany from extra durable alloy.

Fingerboard: Rosewood is used for the fingerboards with the exception of the deluxe (H5000/1) and the H500/1-63 fretless which have ebony fingerboards and the Green Line series which employs walnut.

Controls: All Höfner basses share the same control panel with individual volume controls for each pickup, on/off selector switches for each pickup and a Solo/Rhythm tone switch (see next page for diagram).

Pickups: Höfner bass pickups are humbuckers designed to cancel out hum and other background interference.

Bridge: The Höfner basses use an ebony bridge with movable metal saddles to adjust intonation.

Vintage Control Panel



Volume 1 (nearest the treble/bridge pickup): Controls the volume for the treble or bridge position pickup.

Volume 2 (nearest the bass/neck pickup): Controls the volume for the bass or neck position pickup.

Rhythm/Solo Switch: Boosts the overall volume of the bass when in the solo position.

Bass On: Turns off the treble/bridge pickup and produces bass boost.

Treble On: Turns off the bass/neck pickup and produces treble boost.

NB. There will be NO SOUND if both the treble and bass switches are in the ON position.

To hear both pickups simultaneously make sure both volume controls are all the way up in 'full on' position and both treble and bass switches are in the 'Off' position.

Care and Maintenance

General Care

Using a clean lint-free cotton cloth, wipe your guitar off when you've finished playing. If there is an area which will not come clean, use the polish of our guitar care & maintenance set H62/11. Periodically apply a small amount of the fingerboard oil to a cloth, rub into the fingerboard and remove the excess oil after few minutes.

Changing the strings

Attach the ball end of the string to the bridge or tailpiece. Pass the other end of the string through the machine head allowing some slack for

winding. Wind the string round the machine head at least twice to aid tuning stability. With treble strings you can thread them through the hole, then around the capstan and then back through the hole a second time. This will help prevent the strings slipping. Wind the string so the final wrap lies close to the head.

Change strings regularly to ensure optimum sound performance, and always wipe off the strings after playing using a lint-free cloth.

Different gauges of strings can result in the need for truss rod, action or intonation adjustments.

Care and Maintenance

Nut

Whenever you change strings, apply some graphite to the string notches of the nut with a soft pencil. This helps to ease string travel and precision of tuning.

Setting string height

String height or 'action' is the distance between the string and the fret. The action can be easily adjusted by raising or lowering the bridge or saddles depending on the model. Lowering the action too much can often result in "buzz" or "rattle" of the strings. This is caused by the string vibrating against the fret.

Adjusting the intonation

Intonation adjustment can be necessary when new strings are fitted. Adjust the intonation by moving the individual string saddles backwards or forwards. Check the intonation using an electronic tuner. Tune the guitar to standard pitch, play the harmonic at the 12th fret and compare it to the fretted note at the 12th fret. These two notes should read the same on the tuner. If the fretted note is sharper than the harmonic, the saddle needs to be moved back. If the fretted note is flatter than the harmonic, the saddle needs to be moved forward towards the neck.

Care and Maintenance

Trussrod

Guitar necks are subject to great stress as a result of string tension and changes in climatic conditions (especially humidity). Occasionally, there are times when the neck may need adjustment.

The built in truss rod is adjustable using an allen key or truss rod key. This adjustment may be required periodically and should only be performed by qualified repair personnel. Over-adjustment can result in damage to the instrument and will not be covered under the warranty.

Finish

Avoid direct sunlight on the finish as this can blister or discolour the finish. Water can easily be wiped off the instrument but if allowed to remain may cause water spots in the laquer.

Avoid sudden temperature and humidity changes. This could cause the finish to crack. Ideal temperatures would be between 15° and 30° Celcius with humidity between 40% and 65%.



Hofner

Guitars & Basses
- since 1887 -

Guarantee

§1 Guarantee contents

- 1) The guarantee granted by us on this Höfner instrument encompasses all defects in materials and workmanship that occur within two years from the date of purchase according to the terms listed hereafter.
- 2) Not included in this guarantee are:
 - a) parts subject to wear and tear, especially the following: Strings and frets.
 - b) damage due to force majeure or environmental influences (e.g. lacquer or wood cracks from improper temperature or humidity conditions, corrosive effects from perspiration acids).
 - c) damage due to misuse of the instrument, especially faulty care and maintenance as well as external force.
 - d) damage caused by physical influence of all sorts.
 - e) instruments that have been modified or repaired by unauthorised person before the guarantee was claimed.

§2 Guarantee claims

- 1) Any guarantee claims for defects of material or workmanship have to be made immediately after they have been detected.
- 2) The customer assumes all the cost and the risk of loss or damage during transport to and from the location where the guarantee claim is made or where repaired instruments are returned.
- 3) Proof of purchase is required with all guarantee claims.

§3 Other Terms

- 1) The guarantee coverage is conclusively defined by the regulations stated above. The legal right of the buyer towards the seller is supplemented by this guarantee. Further claims, especially for damage or loss of any kind caused by the instrument or its use, are not included in this guarantee.
- 2) Guarantee claims to the authorised dealer, from which this product was bought, are excluded after we have provided any service according to the terms of this guarantee.
- 3) This guarantee is in addition to and does not diminish your statutory or legal rights.

Model #

Serial #

Date of purchase

(Dealer Stamp)

Genuine Höfner. Original.

HCT-SHB-RB



4 250358 622485



www.hofner.com

Höfner

Guitars & Basses
- since 1887 -